

**June 2018**

Derby Public Schools

# Performance Dashboard

---

## Bradley School

Mario Ciccarini, Principal

*“People without information cannot act. People with information cannot help but act.”*

*Ken Blanchard*



## Promotion:

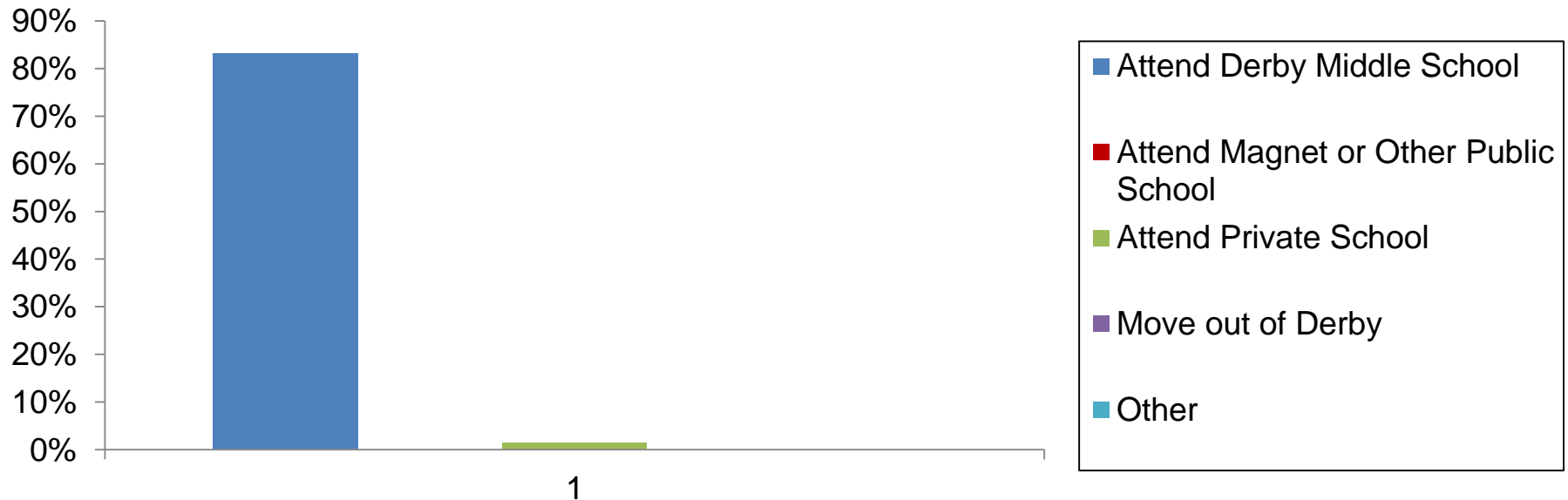
Percent of students promoted

Bradley School

	K	1	2	3	4	5
<b>June, 2018</b>	100%	100%	98%	98%	100%	100%
<b>June, 2017</b>	100%	100%	100%	98%	100%	100%
<b>June, 2016</b>	100%	100%	100%	100%	100%	100%
<b>June, 2015</b>	100%	97%	100%	100%	100%	100%
<b>June, 2014</b>	100%	100%	98%	100%	100%	100%

## Departing 5<sup>th</sup> Grader Plans

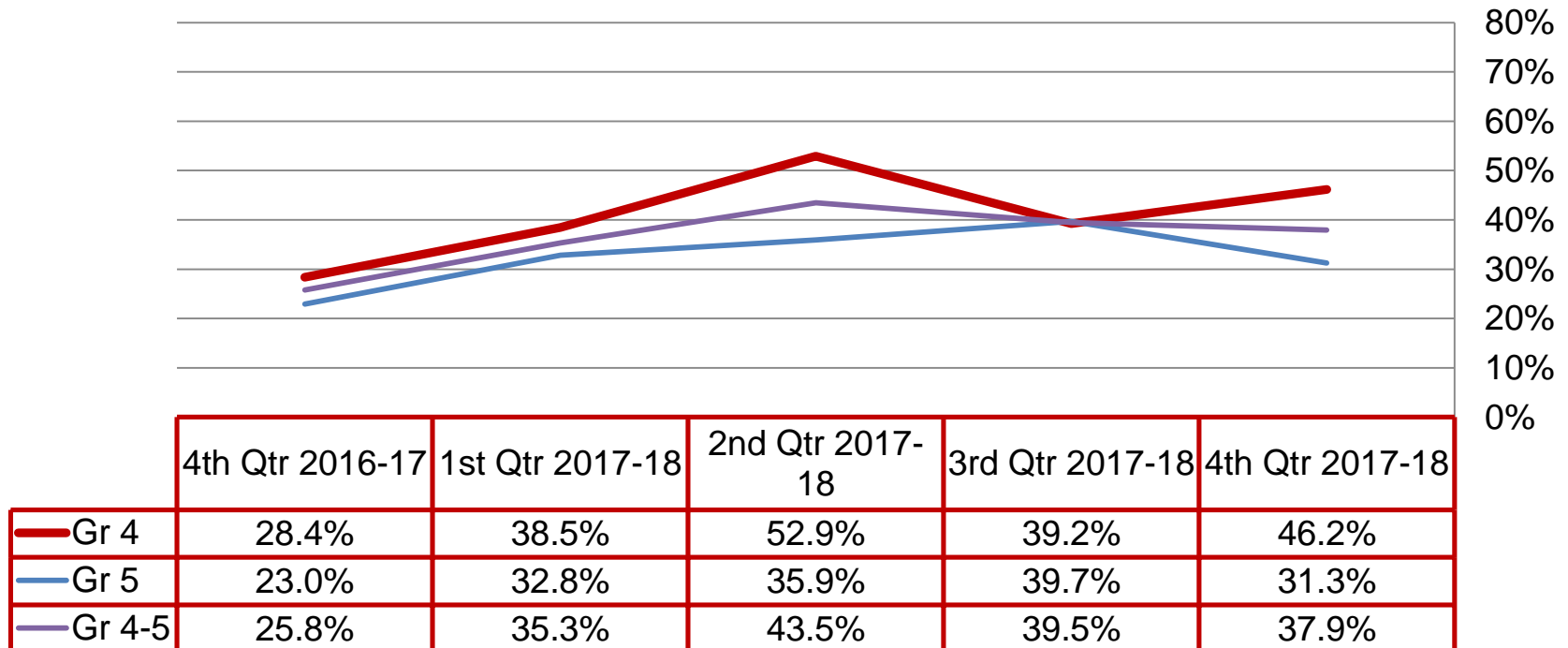
Percent of 5<sup>th</sup> graders who plan to:



# Quarterly Data

## High Grades

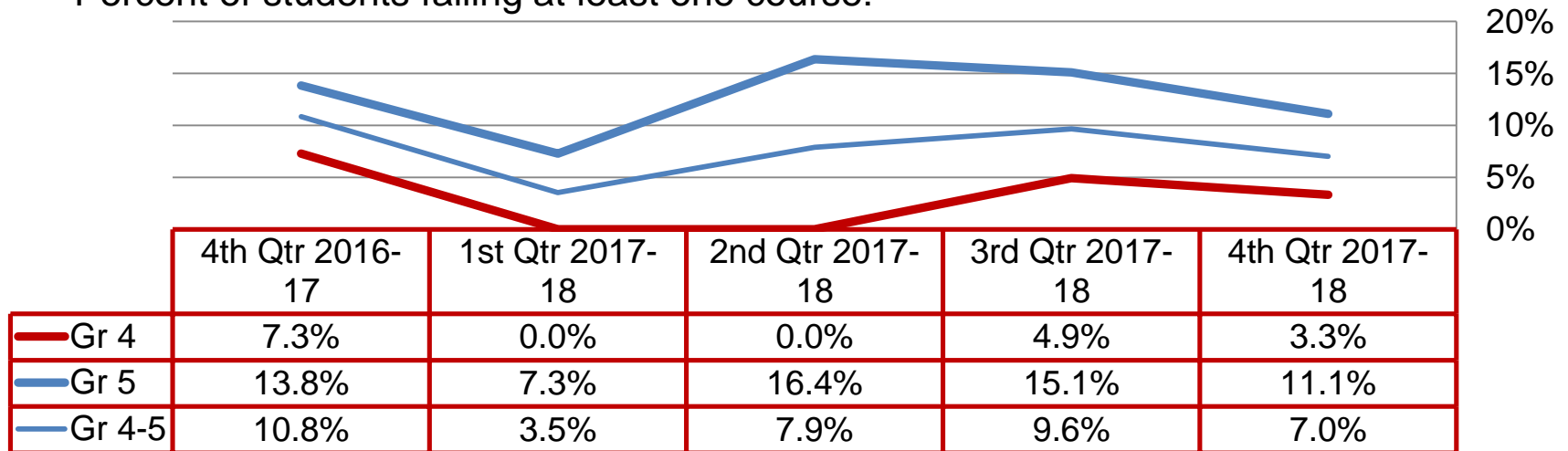
Percent of students earning A+, A, A-, B+, B, B- in all subject areas:



## Failing Grades

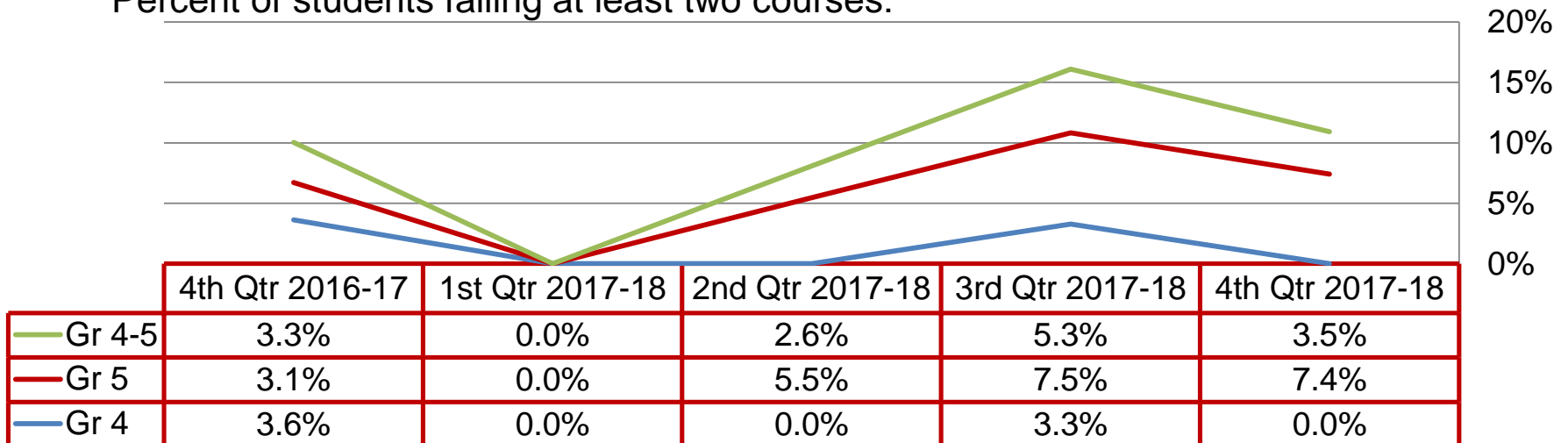
Bradley School

Percent of students failing at least one course:



## Failing Grades

Percent of students failing at least two courses:



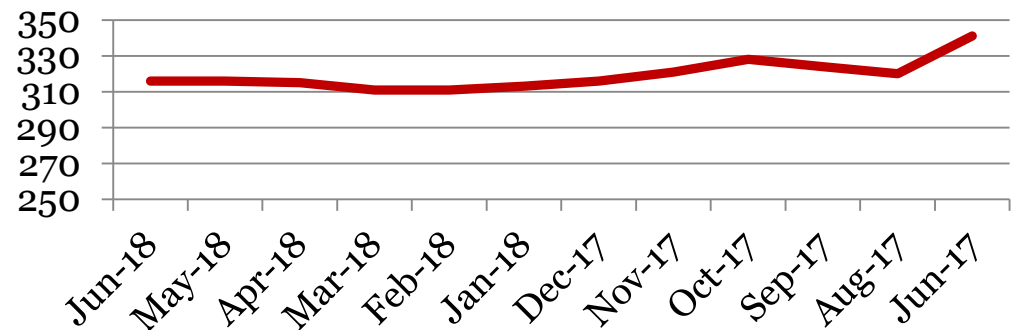
# Monthly Data

Bradley School

## Enrollment – 1<sup>st</sup> of the month

	K	1	2	3	4	5	Total
<b>Jun-18</b>	43	45	42	41	60	54	<b>285</b>
<b>May-18</b>	43	45	42	41	60	54	<b>285</b>
<b>Apr-18</b>	44	47	41	41	61	53	<b>287</b>
<b>Mar-18</b>	43	48	42	41	61	53	<b>288</b>
<b>Feb-18</b>	41	49	42	41	59	55	<b>287</b>
<b>Jan-18</b>	41	49	41	41	59	55	<b>286</b>
<b>Dec-17</b>	42	48	42	41	60	56	<b>289</b>
<b>Nov-17</b>	41	48	42	42	58	55	<b>286</b>
<b>Oct-17</b>	38	48	40	41	57	55	<b>279</b>
<b>Sep-17</b>	34	47	39	41	57	54	<b>272</b>
<b>Aug-17</b>	34	49	39	41	57	54	<b>274</b>
<b>Jun-17</b>	57	47	43	62	55	65	<b>329</b>

## Total School Enrollment



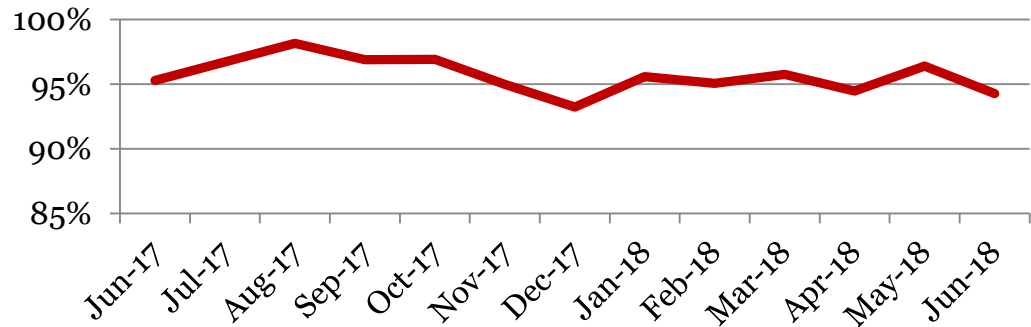
## Attendance – Students

Average daily percent present:

Bradley School

	K	1	2	3	4	5	Total
<b>Jun-18</b>	94.7	93.6	94.0	95.5	91.4	97.0	<b>94.3</b>
<b>May-18</b>	96.5	95.9	96.9	97.6	96.3	95.7	<b>96.4</b>
<b>Apr-18</b>	94.0	94.9	92.1	94.5	95.2	95.6	<b>94.5</b>
<b>Mar-18</b>	95.5	95.3	95.7	97.0	95.9	95.3	<b>95.8</b>
<b>Feb-18</b>	94.4	95.7	94.0	97.3	94.7	94.5	<b>95.1</b>
<b>Jan-18</b>	96.5	94.9	95.2	94.3	96.1	96.3	<b>95.6</b>
<b>Dec-17</b>	93.2	93.3	92.4	94.5	93.7	92.4	<b>93.2</b>
<b>Nov-17</b>	93.4	95.5	96.3	91.9	96.7	95.2	<b>95.0</b>
<b>Oct-17</b>	96.6	96.7	97.5	96.9	97.5	96.3	<b>96.9</b>
<b>Sep-17</b>	97.4	97.9	98.9	96.0	97.1	94.8	<b>96.9</b>
<b>Aug-17</b>	96.3	98.9	99.4	93.9	100.0	99.1	<b>98.2</b>
<b>Jun-17</b>	92.3	94.0	97.7	96.6	96.2	95.2	<b>95.3</b>

### Total Student Attendance



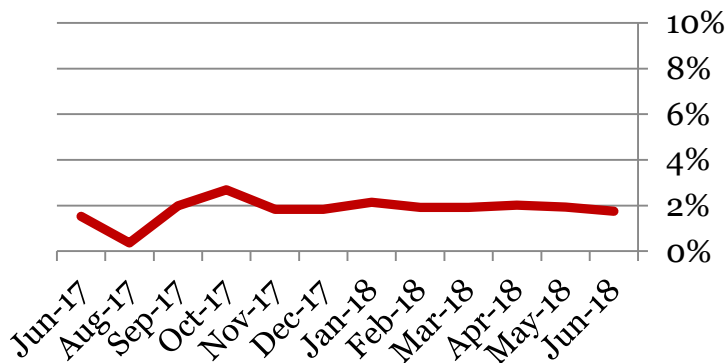
Tardies Average daily percent tardy:

	K	1	2	3	4	5	Total
Jun-18	2	2	1	2	2	1	2
May-18	2	2	2	2	2	2	2
Apr-18	2	2	2	2	2	1	2
Mar-18	2	2	1	2	2	1	2
Feb-18	1	2	2	2	3	1	2
Jan-18	2	2	2	3	2	1	2
Dec-17	1	2	2	3	2	2	2
Nov-17	1	2	2	2	2	2	2
Oct-17	1	2	3	3	3	3	3
Sep-17	1	1	3	2	3	2	2
Aug-17	0	0	0	0	1	1	0
Jun-17	1	2	2	2	1	1	2

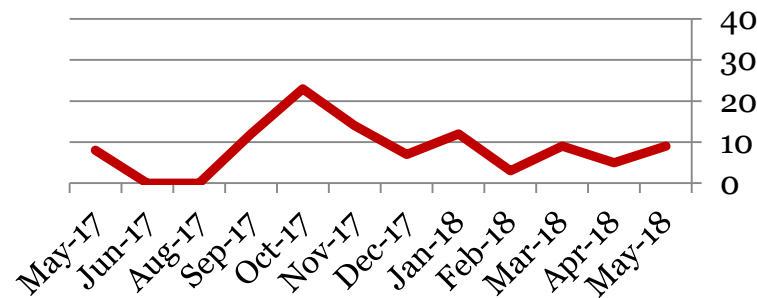
Tardies Number of students tardy 5 or more days:

	K	1	2	3	4	5	Total
Jun-18	0	2	0	1	0	0	3
May-18	1	5	1	2	0	0	9
Apr-18	1	1	0	1	1	1	5
Mar-18	0	3	1	1	2	2	9
Feb-18	0	1	0	1	0	1	3
Jan-18	1	7	2	1	0	1	12
Dec-17	0	4	0	3	0	0	7
Nov-17	0	6	4	3	1	0	14
Oct-17	2	5	2	4	7	3	23
Sep-17	0	3	6	1	2	0	12
Aug-17	0	0	0	0	0	0	0
Jun-17	0	0	0	0	0	0	0

**Total Student Tardies**



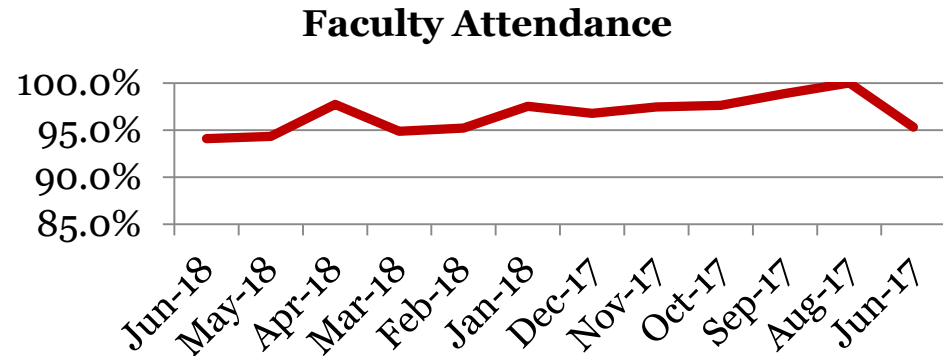
**# Students over Threshold**



## Attendance – Faculty

Average daily percent present:

	<b>Total</b>
<b>Jun-18</b>	<b>94.1</b>
<b>May-18</b>	<b>94.3</b>
<b>Apr-18</b>	<b>97.7</b>
<b>Mar-18</b>	<b>94.9</b>
<b>Feb-18</b>	<b>95.5</b>
<b>Jan-18</b>	<b>97.5</b>
<b>Dec-17</b>	<b>96.8</b>
<b>Nov-17</b>	<b>97.5</b>
<b>Oct-17</b>	<b>97.6</b>
<b>Sep-17</b>	<b>98.9</b>
<b>Aug-17</b>	<b>100.0</b>
<b>Jun-17</b>	<b>95.3</b>



*\*This indicator reflects certified staff and does not include absences created by class trips, professional development, workman's comp and FMLA. However % may be reduced due to long term illness beyond FMLA.*



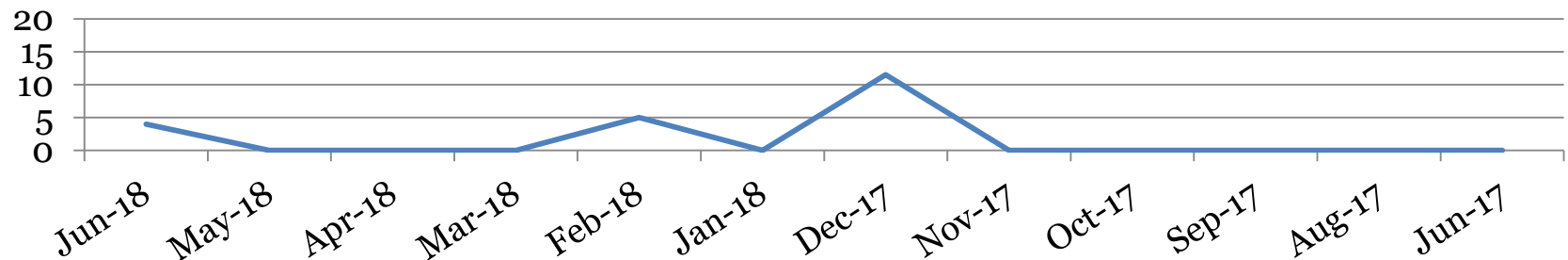
## Suspensions – Out of School

Bradley School

Number of student suspensions (total days of suspension):

	K		1		2		3		4		5		Total	
<b>Jun-18</b>	0	(0)	0	(0)	0	(0)	0	(0)	0	(0)	2	(4)	<b>2</b>	<b>(4)</b>
<b>May-18</b>	0	(0)	0	(0)	0	(0)	0	(0)	0	(0)	0	(0)	<b>0</b>	<b>(0)</b>
<b>Apr-18</b>	0	(0)	0	(0)	0	(0)	0	(0)	0	(0)	0	(0)	<b>0</b>	<b>(0)</b>
<b>Mar-18</b>	0	(0)	0	(0)	1	(5)	0	(0)	1	(10)	0	(0)	<b>2</b>	<b>(15)</b>
<b>Feb-18</b>	0	(0)	0	(0)	0	(0)	0	(0)	0	(0)	5	(5)	<b>5</b>	<b>(5)</b>
<b>Jan-18</b>	0	(0)	0	(0)	0	(0)	0	(0)	1	(2.5)	0	(0)	<b>1</b>	<b>(2.5)</b>
<b>Dec-17</b>	0	(0)	0	(0)	0	(0)	0	(0)	0	(0)	5	(11.5)	<b>5</b>	<b>11.5</b>
<b>Nov-17</b>	0	(0)	0	(0)	0	(0)	0	(0)	0	(0)	0	(0)	<b>0</b>	<b>(0)</b>
<b>Oct-17</b>	0	(0)	0	(0)	0	(0)	0	(0)	0	(0)	0	(0)	<b>0</b>	<b>(0)</b>
<b>Sep-17</b>	0	(0)	0	(0)	0	(0)	0	(0)	0	(0)	0	(0)	<b>0</b>	<b>(0)</b>
<b>Aug-17</b>	0	(0)	0	(0)	0	(0)	0	(0)	0	(0)	0	(0)	<b>0</b>	<b>(0)</b>
<b>Jun-17</b>	0	(0)	0	(0)	0	(0)	0	(0)	0	(0)	0	(0)	<b>0</b>	<b>(0)</b>

**Total Out of School Suspensions**




## Suspensions – In School

Number of student suspensions (total days of suspension):

	K		1		2		3		4		5		Total	
<b>Jun-18</b>	0	(0)	0	(0)	0	(0)	0	(0)	0	(0)	0	(0)	<b>0</b>	<b>(0)</b>
<b>May-18</b>	0	(0)	0	(0)	0	(0)	0	(0)	0	(0)	2	(1.5)	<b>2</b>	<b>(1.5)</b>
<b>Apr-18</b>	0	(0)	0	(0)	2	(2)	0	(0)	0	(1)	2	(1)	<b>4</b>	<b>(4)</b>
<b>Mar-18</b>	0	(0)	0	(0)	4	(2)	1	(0.5)	2	(1)	1	(0.5)	<b>8</b>	<b>(4)</b>
<b>Feb-18</b>	0	(0)	0	(0)	0	(0)	0	(0)	0	(0)	0	(0)	<b>0</b>	<b>(0)</b>
<b>Jan-18</b>	0	(0)	0	(0)	0	(0)	0	(0)	0	(0)	0	(0)	<b>0</b>	<b>(0)</b>
<b>Dec-17</b>	0	(0)	0	(0)	0	(0)	0	(0)	0	(0)	0	(0)	<b>0</b>	<b>(0)</b>
<b>Nov-17</b>	0	(0)	0	(0)	0	(0)	0	(0)	0	(0)	0	(0)	<b>0</b>	<b>(0)</b>
<b>Oct-17</b>	0	(0)	0	(0)	0	(0)	0	(0)	0	(0)	0	(0)	<b>0</b>	<b>(0)</b>
<b>Sep-17</b>	0	(0)	0	(0)	0	(0)	0	(0)	0	(0)	0	(0)	<b>0</b>	<b>(0)</b>
<b>Aug-17</b>	0	(0)	0	(0)	0	(0)	0	(0)	0	(0)	0	(0)	<b>0</b>	<b>(0)</b>
<b>Jun-17</b>	0	(0)	0	(0)	0	(0)	0	(0)	0	(0)	0	(0)	<b>0</b>	<b>(0)</b>

**Total In School Suspensions**





## Departing Students

Students who have left the school during the month for any reason:

	<b>K</b>	<b>1</b>	<b>2</b>	<b>3</b>	<b>4</b>	<b>5</b>	<b>Total</b>
<b>Jun-18</b>	0	0	0	0	0	0	<b>0</b>
<b>May-18</b>	0	0	0	0	0	0	<b>0</b>
<b>Apr-18</b>	1	2	0	0	1	0	<b>4</b>
<b>Mar-18</b>	0	1	1	0	0	0	<b>2</b>
<b>Feb-18</b>	1	1	0	0	0	2	<b>4</b>
<b>Jan-18</b>	0	0	0	0	0	0	<b>0</b>
<b>Dec-17</b>	1	0	0	0	1	1	<b>3</b>
<b>Nov-17</b>	0	0	0	1	0	1	<b>2</b>
<b>Oct-17</b>	0	0	0	0	0	0	<b>0</b>
<b>Sep-17</b>	0	0	0	0	0	0	<b>0</b>
<b>Aug-17</b>	2	8	2	5	4	3	<b>24</b>
<b>Jun-17</b>	1	1	0	0	0	0	<b>2</b>